



vivit

Discover the independent Micro Focus
software user community where you can
share, collaborate, exchange, and grow



**Automated Monitoring Develops
Golden Data, Automated AIOps
with OpsBridge Makes it Shine
March 28, 2019**



Sponsored by



YOUR INDEPENDENT MICRO FOCUS SOFTWARE USER COMMUNITY



Hosted By



Jim Copio
Manager

Whitlock Infrastructure Solutions

Carolinas LUG Leader

Operations Bridge (Ops Bridge) SIG Leader

YOUR INDEPENDENT MICRO FOCUS SOFTWARE USER COMMUNITY



Today's Speakers



Wes Cooper
Product Marketing
Manager
Operations Bridge
Micro Focus



Balagurunathan Rajagopal
Sr. Product Manager
Operations Bridge
Micro Focus



Kara McMillan
Senior Product
Manager
Micro Focus

YOUR INDEPENDENT MICRO FOCUS SOFTWARE USER COMMUNITY



House Keeping

- This “LIVE” session is being recorded
Recordings are available to all Vivit members
- Session Q&A:
Please type questions in the Questions Pane

YOUR INDEPENDENT MICRO FOCUS SOFTWARE USER COMMUNITY



Webinar Control Panel

Toggle View Window
between Full
screen/window mode.

Questions



YOUR INDEPENDENT MICRO

COMMUNITY





Operations Bridge:

Automated Monitoring Develops Golden Data &
Automated AIOps Makes It Shine

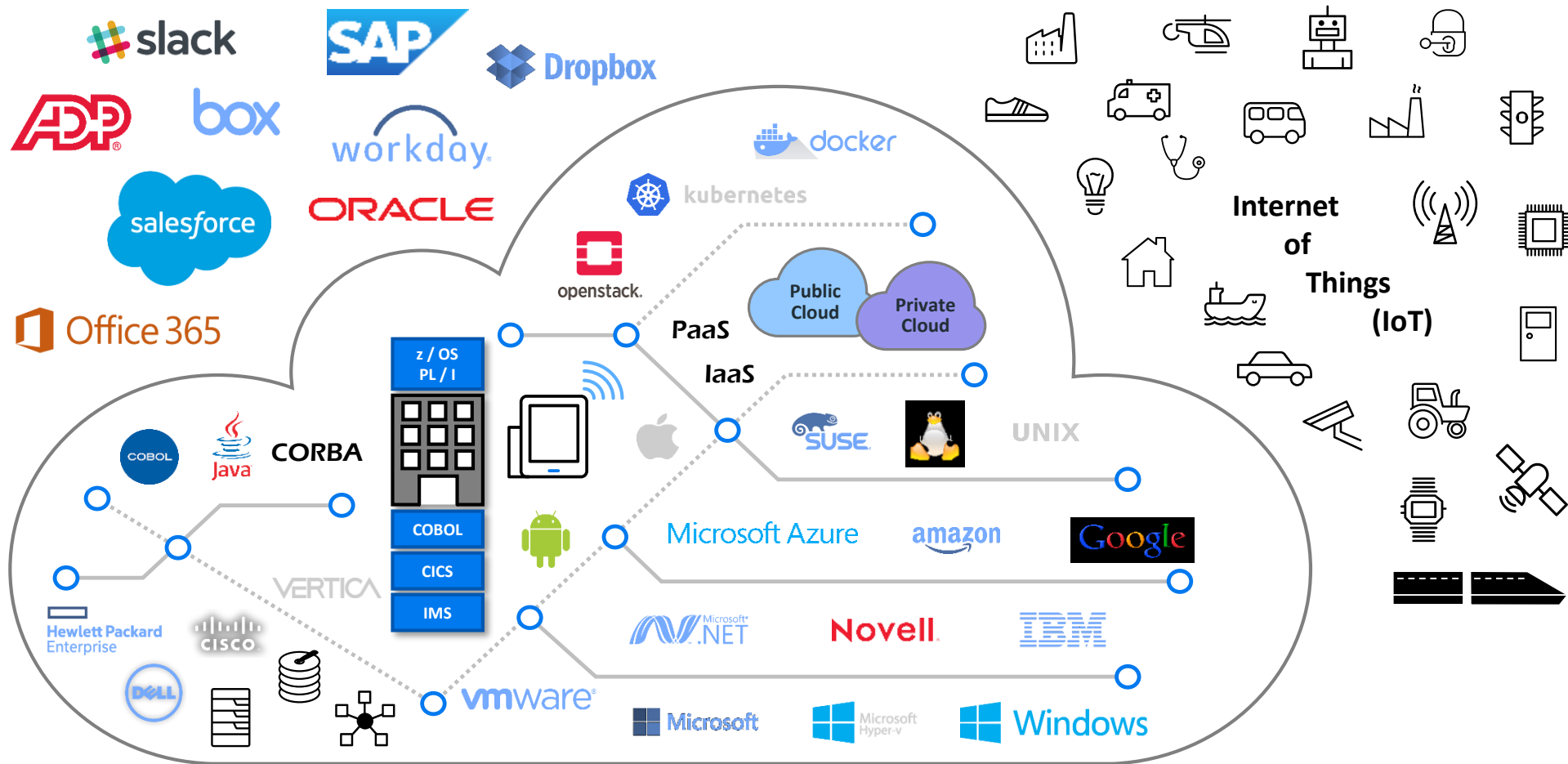
Agenda



- Market Overview
- COSO on the ITOM Platform
- Data Visualization on the ITOM Platform
- Demo video
- Q&A

Today's IT Environments are Hybrid

Capturing all your golden data requires domain specific monitoring



Images and logos are subject to [copyright](#)

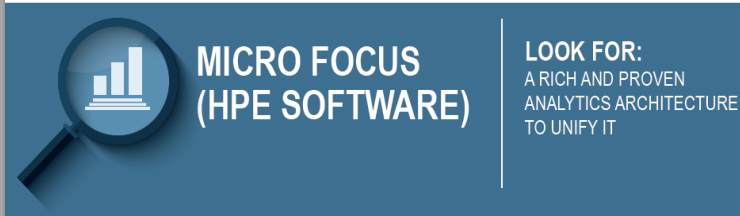
Go with a Leader

OpsBridge named as leader by EMA for Advanced IT Analytics



Leaders in Advanced IT Analytics (AIA)

A Buyer's Guide for Investing in Innovation



"Its capabilities to learn and predict anomalies across multiple data sources is compelling. Its **focus on automation**, or what it calls **"automated AIOps,"** is **both distinctive and highly relevant to growing trends and needs within the industry.**"

Source: EMA – Nov. 2018 Leaders' In Advanced IT Analytics (AIA) A Buyer's Guide for Investing in Innovation

AUTOMATING IT OPERATIONS WITH MICRO FOCUS OPSBRIDGE ULTIMATE

An ENTERPRISE MANAGEMENT ASSOCIATES® (EMA™) White Paper
Written by Dennis Drogseth
January 2019

Prepared for Micro Focus

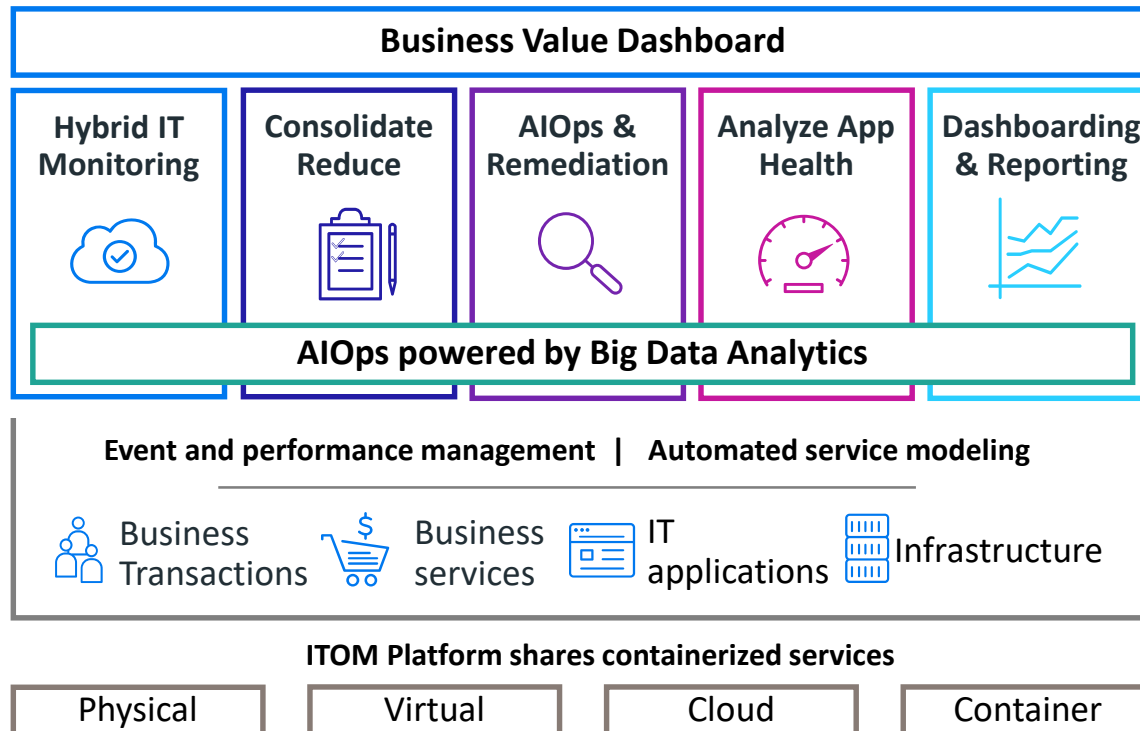
"One of the differentiators for our clients is our support for the journey to cloud, as we include rich levels of management capabilities across the full stack and OpsBridge is critical here. I have the ability to switch tools if I see a need, and I don't see anything in the market that comes close."

Source: Brad Nyers, Managing Director of IT, Accenture



Operations Bridge

Automated AIOps for the Digital Enterprise



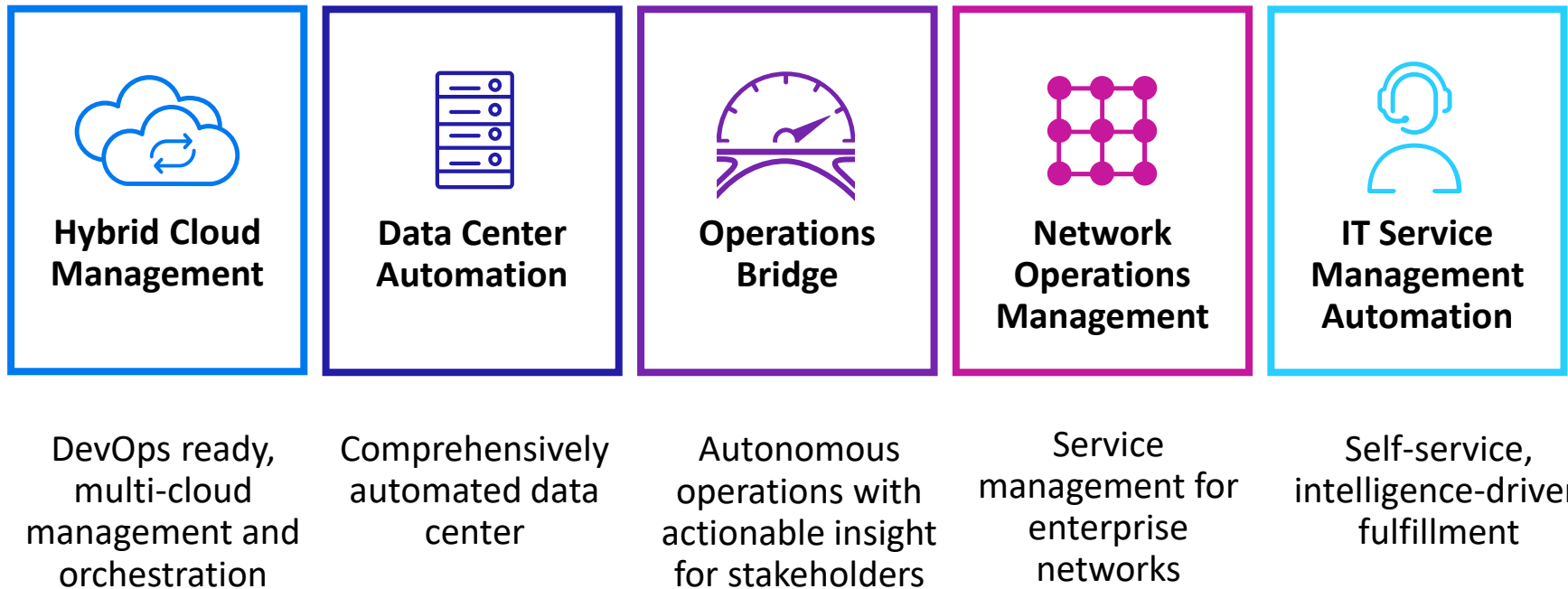
- **Automate hybrid IT discovery & monitoring**
 - See health and impact of IT resources across private & public cloud
- **Consolidate data and reduce noise**
 - Across all data types from 200+ domains, feed signals to AIOps
- **Automate AIOps & robotize remediation**
 - Build a virtual workforce with automated remedial actions and processes
- **Analyze application health**
 - Automate anomaly detection and adjust to meet business SLAs
- **Customize dashboards & reporting**
 - Provide actionable insight in real-time for faster decisions



COSO on the ITOM Platform

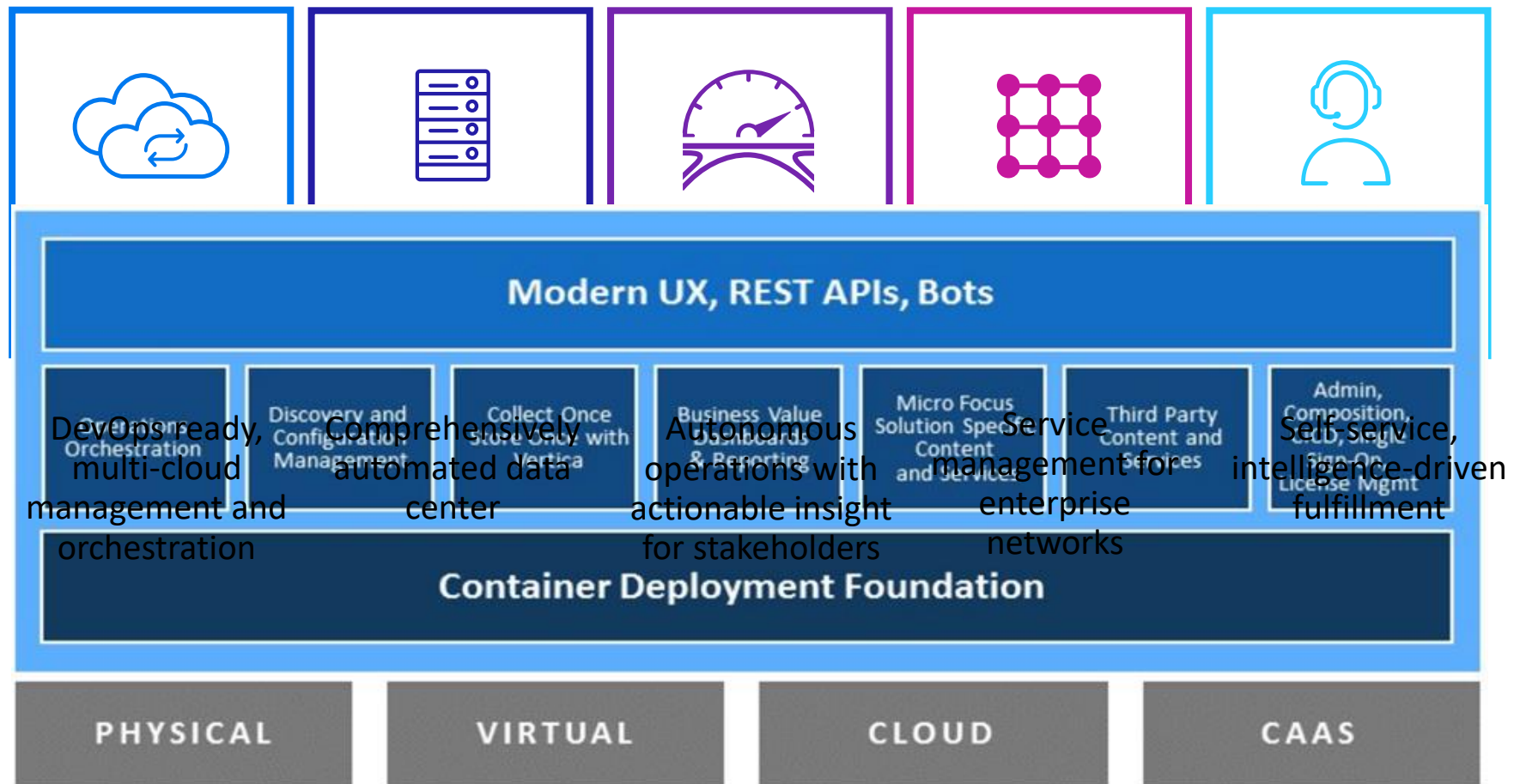
IT Operations Management Suites

Simple, integrated, easy to consume



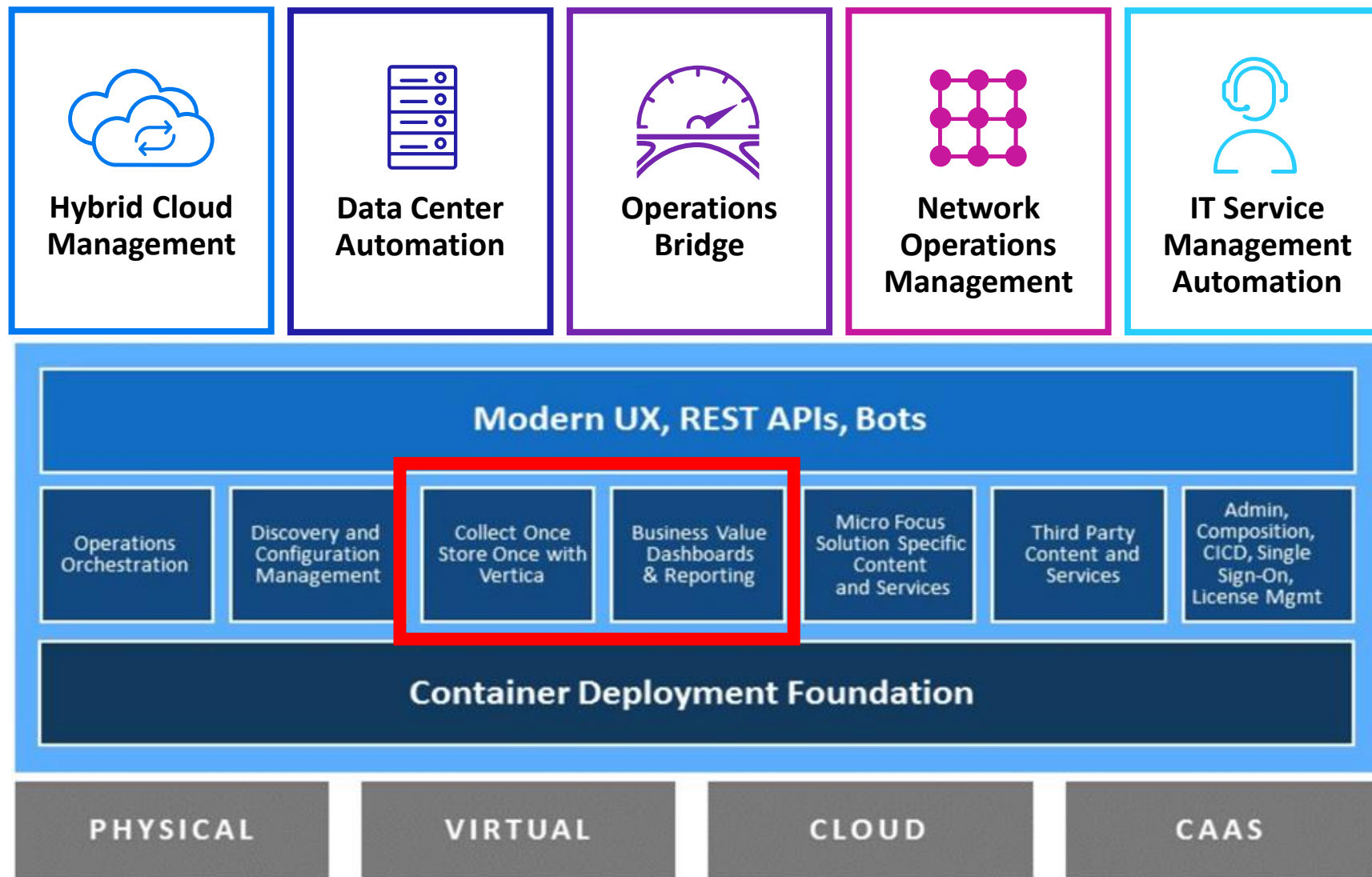
ITOM Platform

Evolution of ITOM Services



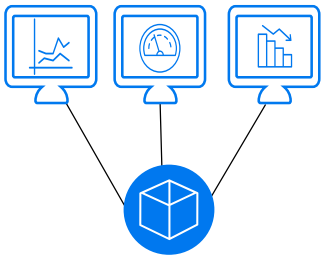
Collect Once-Store Once and BVD

Enabling services in the ITOM Platform



What is Collect Once Store Once?

A common collection and data ingestion service that...



Unifies Collection

Common collection technology
for all types of data



Optimizes Ingestion

Common platform to
process and store data



Fast

Easily installed,
configured and managed



Scalable

Handles huge workloads
at high speeds

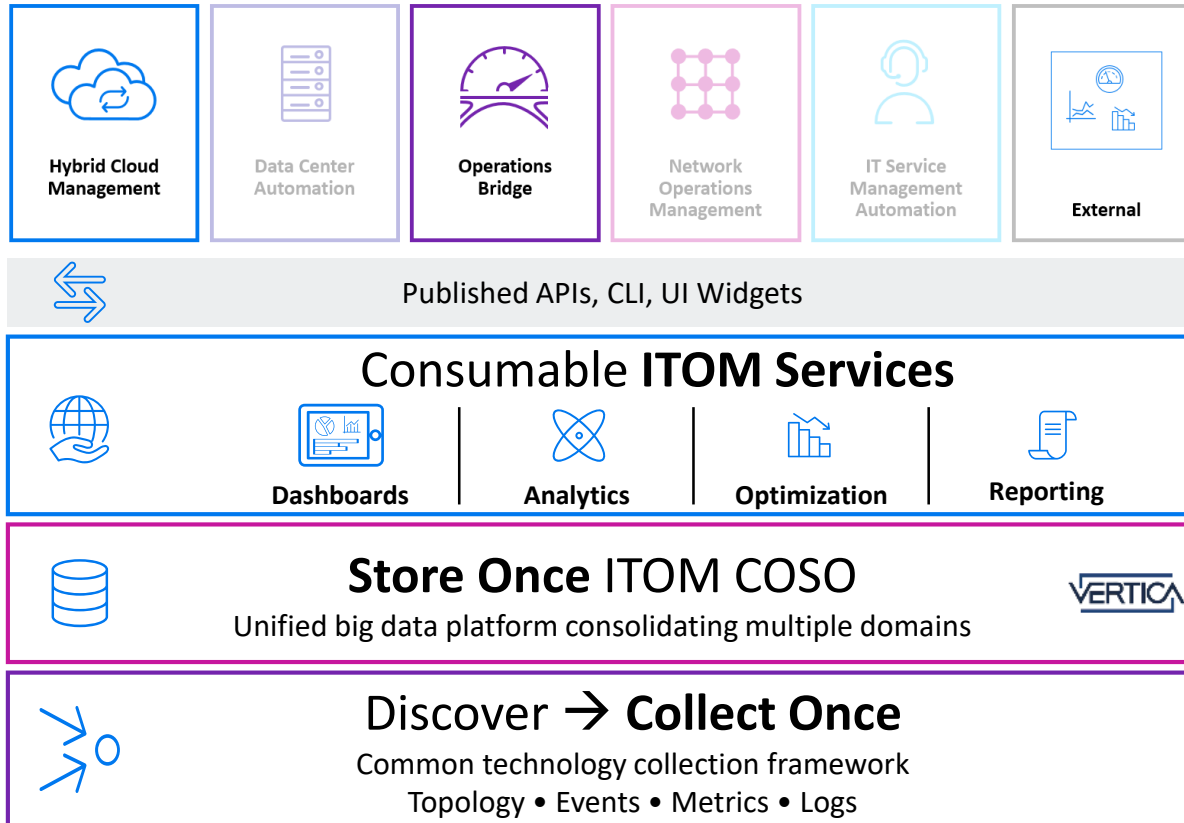


Cost Effective

Lowest cost of
maintenance and
eliminates duplication

Collect Once, Store Once, Use Many

Improve TTV & reduce TCO via common services & platform



Utilized across ITOM suites
& single place for external
tool connectivity

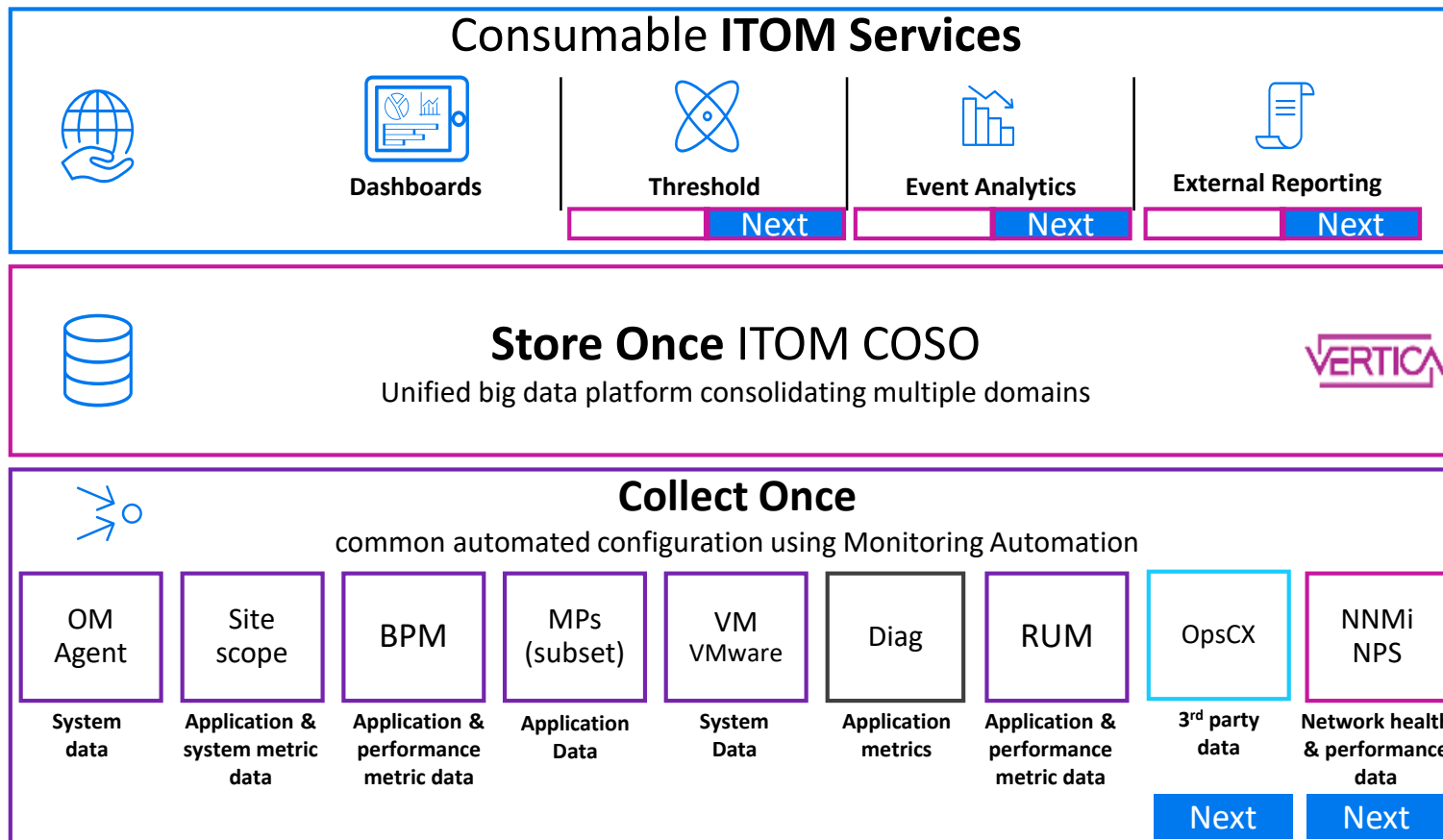
Providing common services
across all the data

Single high performing real time
analytic data backend utilizing
MF Vertica & ITOM CDF

Single real time data¹
collection & streaming

Collect Data once for any data type

All configured via common automated configuration





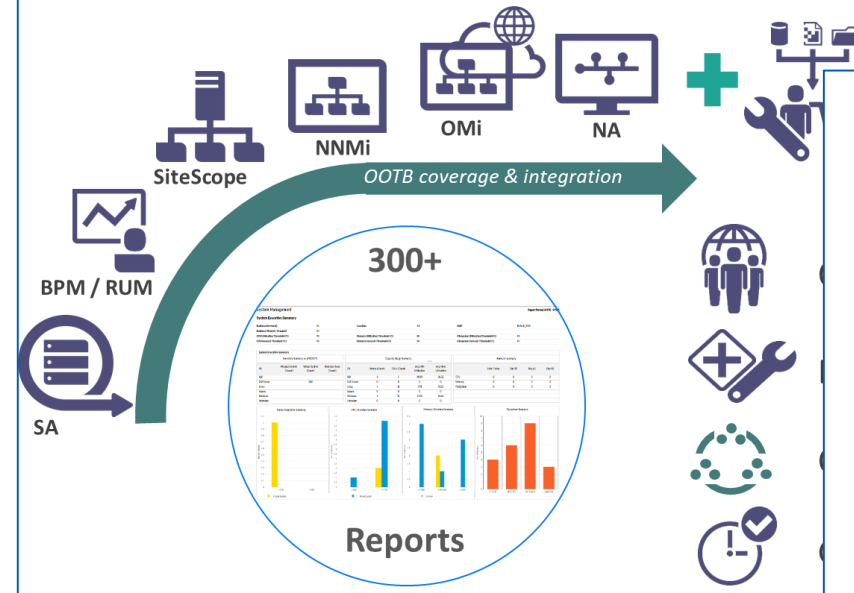
ITOM Data Visualization

ITOM Data Visualization – Going Forward

Reporting and Dashboarding in one tool

Operations Bridge Reporter

Centralized, cross-domain, operational reporting for ITOM



3rd party data



Business Value Dashboard

Open, Easy to design, attractive dashboards, tablet-ready for stakeholders

Overlay dynamic charts & images

Business plus IT KPI and status sourced from anywhere

Design your own; in minutes using standard MS office



Rich Provided widget library and BYO widgets

Embed video streams, TV channels, RSS feeds and SoMe

Automatically scale to serve 100's of dashboard users

Real time sub-second refresh to see what's happening as it happens

BVD visualization of COSO data

Query historical data from Vertica

Data Collector UI

Business Value Dashboard - Test

chrome@hpe.com

Data Collector

Query after January 2017

Select * from myTable where timestamp > to_date('2017-01-01', 'DD-Mon-YY');

Query between Jan 2015 and Jan 2017

Select * from myTable where timestamp > to_date('2015-01-01', 'DD-Mon-YY') and timestamp < to_date('2017-01-01', 'DD-Mon-YY');

Query for big revenue

Select * from myTable where revenue > 1000000;

Query for small revenue

Select * from myTable where revenue < 1000000;

Query after January 2017

Select * from myTable where timestamp > to_date('2017-01-01', 'DD-Mon-YY');

Query for medium revenue

Select * from myTable where revenue > 500000;

Query after January 2017

Select * from myTable where timestamp > to_date('2017-01-01', 'DD-Mon-YY');

Query between Jan 2015 and Jan 2017

Query to display report between Jan 2015 and Jan 2017

Tags

tagA tagB

Channel

Query between Jan 2015 and Jan 2017 tagA tagB

Format

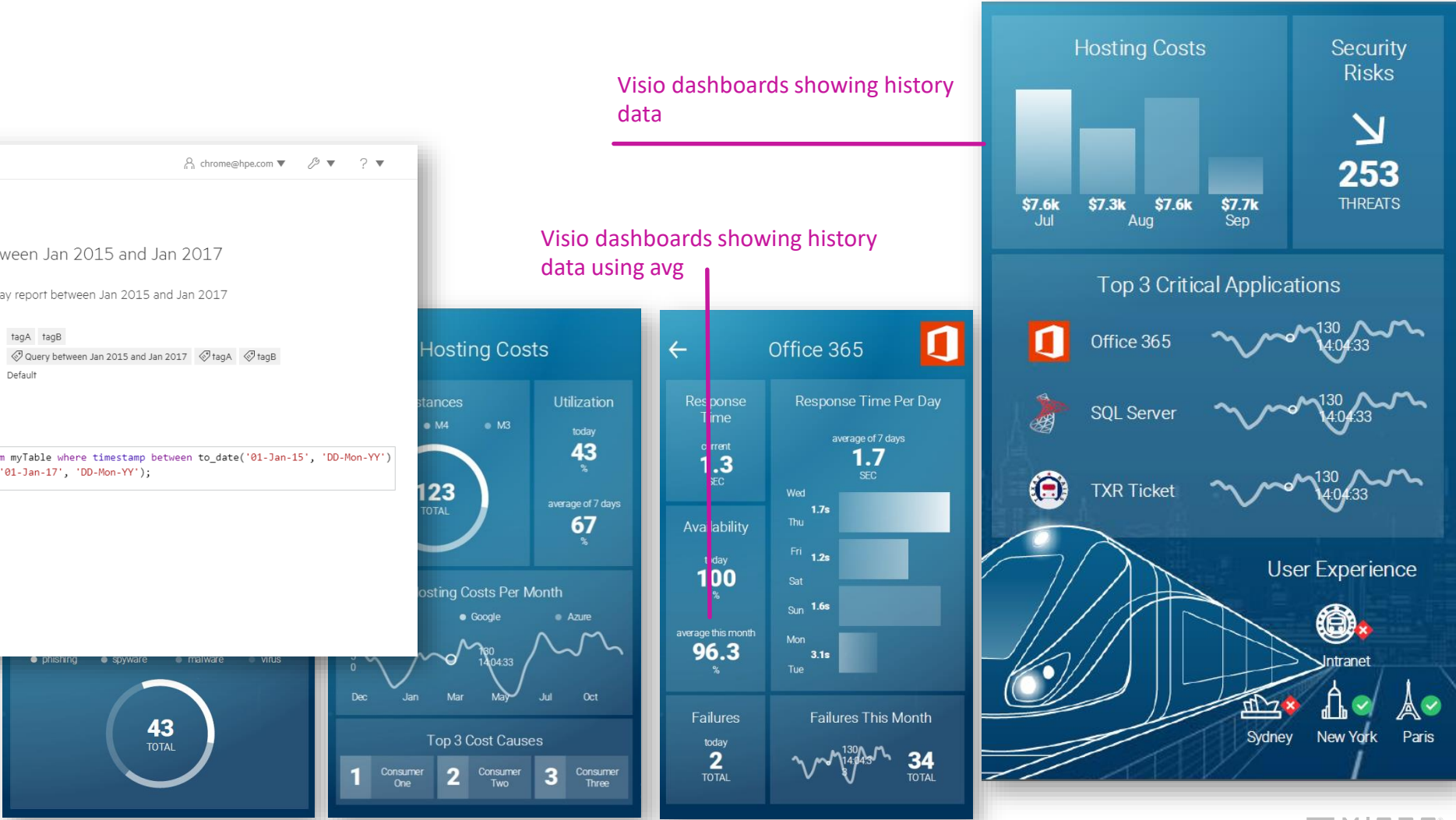
Default

Query

Select * from myTable where timestamp between to_date('2015-01-01', 'DD-Mon-YY') and to_date('2017-01-01', 'DD-Mon-YY');

Visio dashboards showing history data

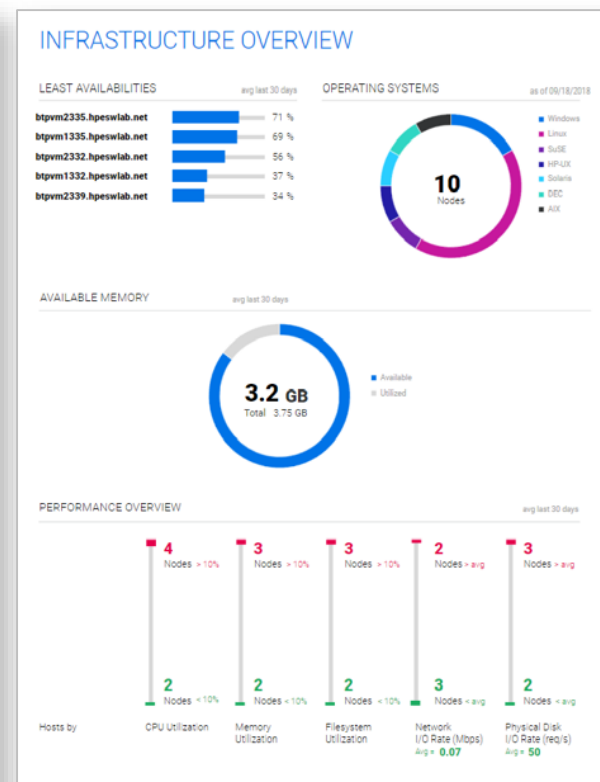
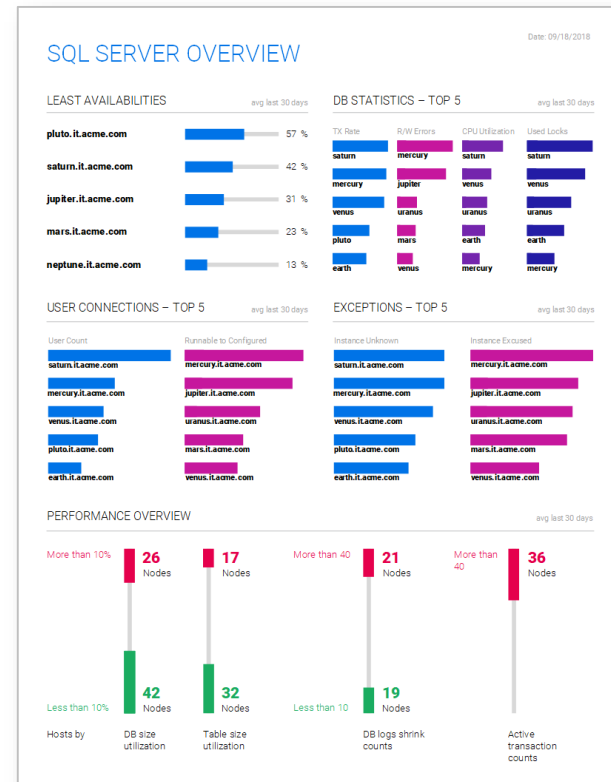
Visio dashboards showing history data using avg



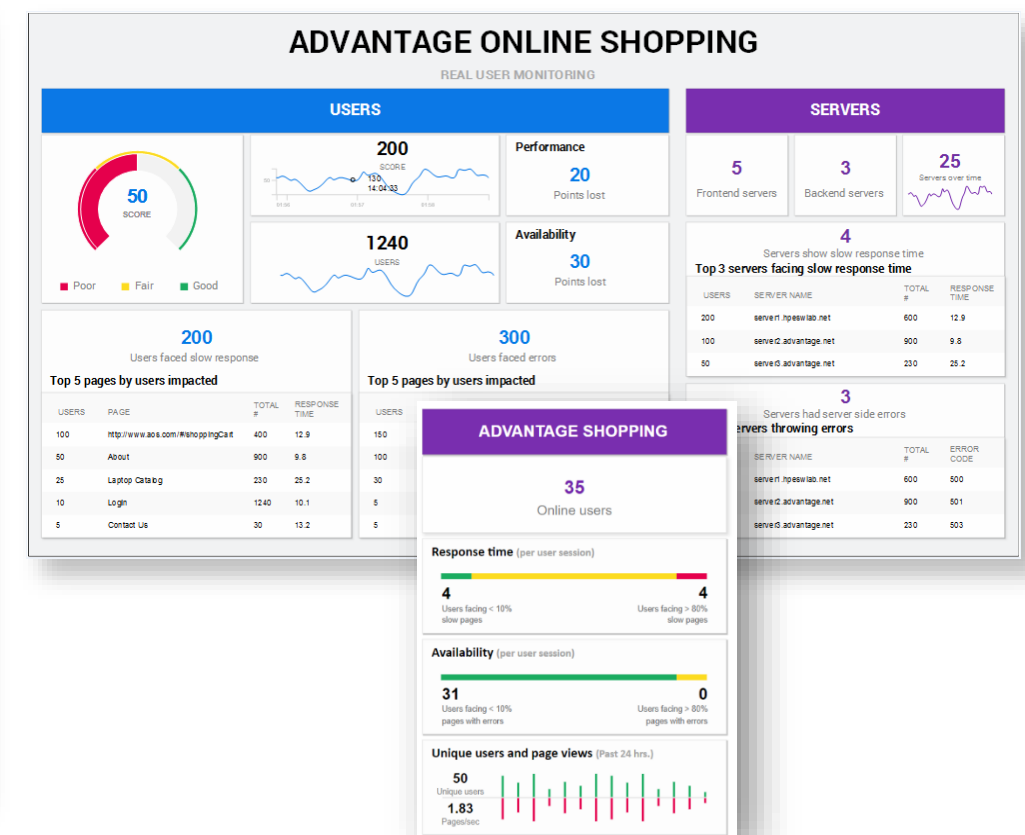
Melding Dashboarding and Reporting into a unified experience

Flexible cross-domain reporting options using COSO

Sample Management Pack reports for easier custom report creation



Accelerate TTV using OOB templated dashboards



Reduced overhead with predefined Vertica queries on consolidated datasets in COSO

Customize Dashboards & Reporting

Business service, user and transaction focused

Business plus IT KPI
and status sourced
from anywhere

Design your own;
combining charts,
graphs, and images
in minutes using
standard office tools



Rich widget library
and BYO widgets,
connect them to
any data source
& new custom
widget APIs

Embed video
streams, TV channels,
RSS feeds and SoMe

Automatically scale
to serve 100's of
dashboard users

Sub second refresh to see what's happening in real-time

BVD - Web to PDF

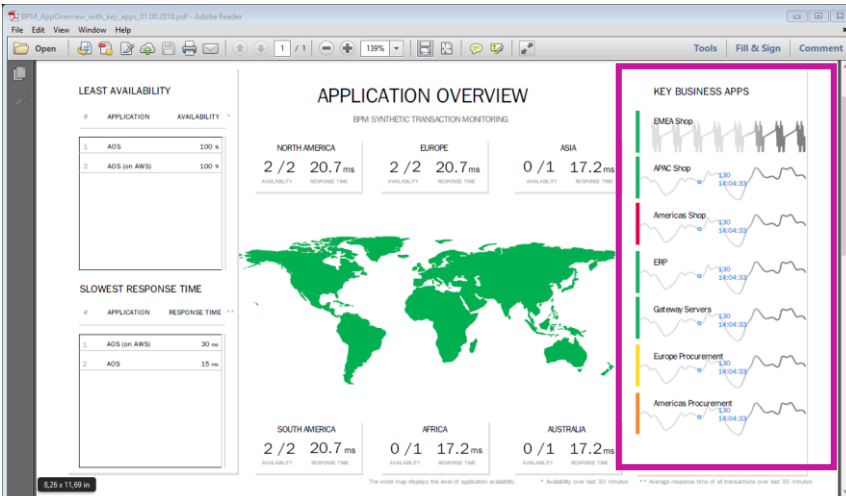
CLI to save dashboards on scheduled intervals

- **Simple dashboard reporting**

- Ex. If dashboard shows **1 week of data** – schedule “report” creation every week to capture history
- For widgets showing just one value/current status the report will show the value at the time of report generation

- **Key Features:**

- Dashboards saved as PDF without clutter (UI navigation, page banner)
- Provided as “ITOM Print Service” as part of OpsBridge Suite
- Can be used remotely
- CLI can be downloaded from “Resources” page in BVD UI



Web to PDF Tool

The Web to PDF tool helps you generate PDF documents from your dashboard pages.

[Download](#)

- Supported on Windows, Mac OS and Linux

Operations Bridge BVD

Dashboard examples

Infra-Ops



Metal to
Business
outcome
visibility

Sec-Ops / Risk-Ops



Correlate
Security
Alerts to
Business
Impact

AppOps



Integrated App
outcome and
real Biz insights

IoT-Ops



Consolidate
non IT
industry data



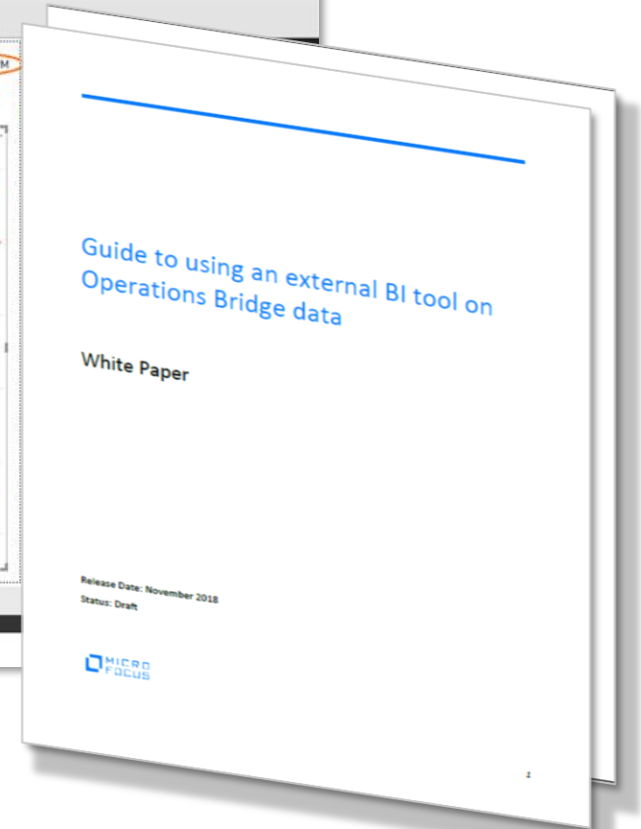
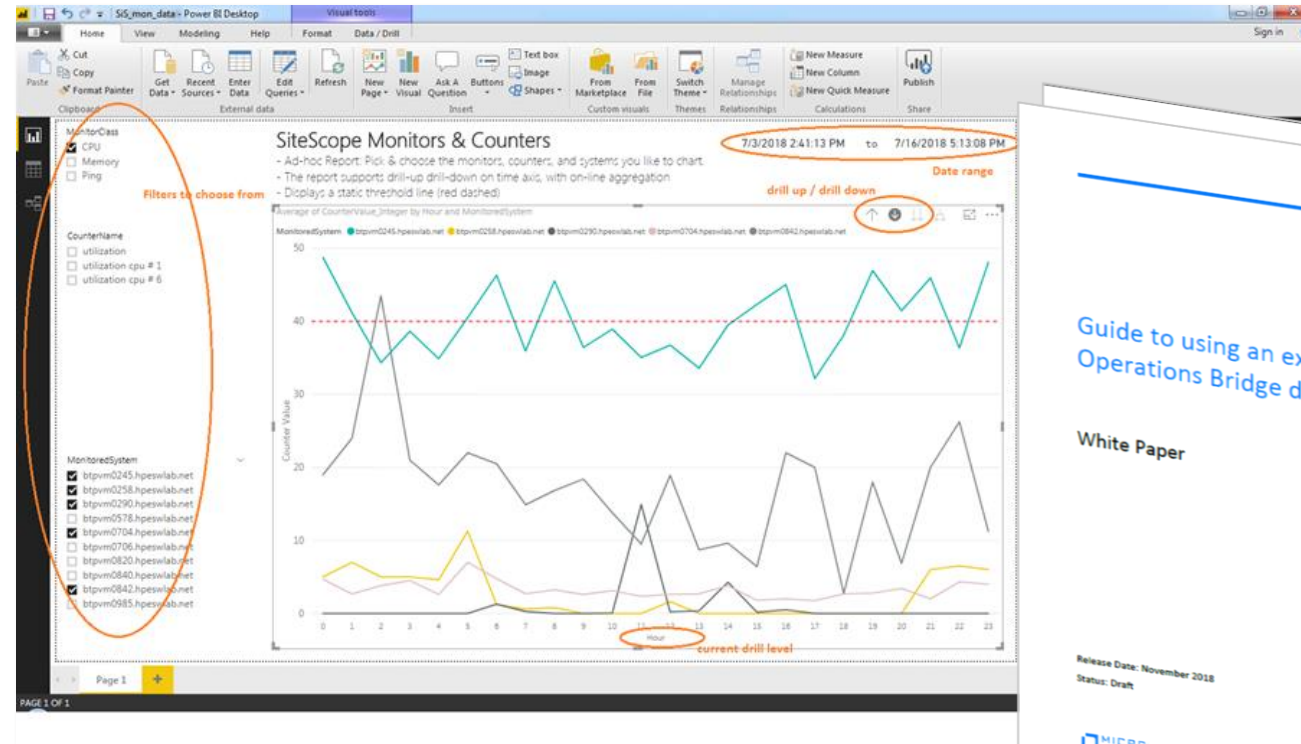
Bring Your Own BI (BYOBI) Visualization

“Bring Your Own BI” tool to extend COSO Reporting

Example report in Power BI Desktop

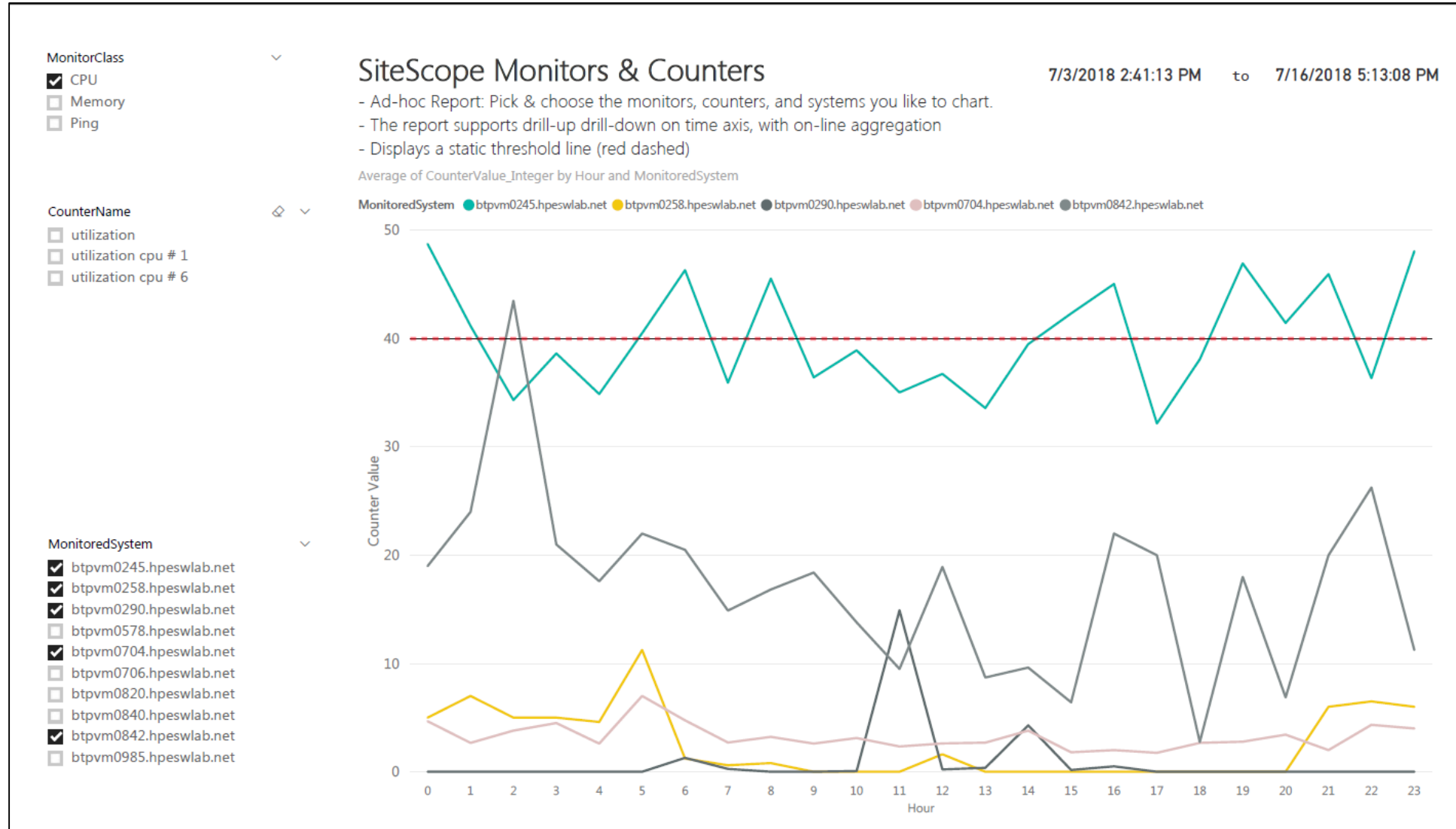
Now permitting controlled
access to COSO data for
Reporting and Business
Intelligence needs with 3rd
party tools

New white paper guidance



BYOBI Dashboards *(new!)*

COSO data displayed in BI tool of choice





BYOBI Demo

Audience Poll Question

What do you use today to visualize IT data for your business stakeholders? Select all that apply.

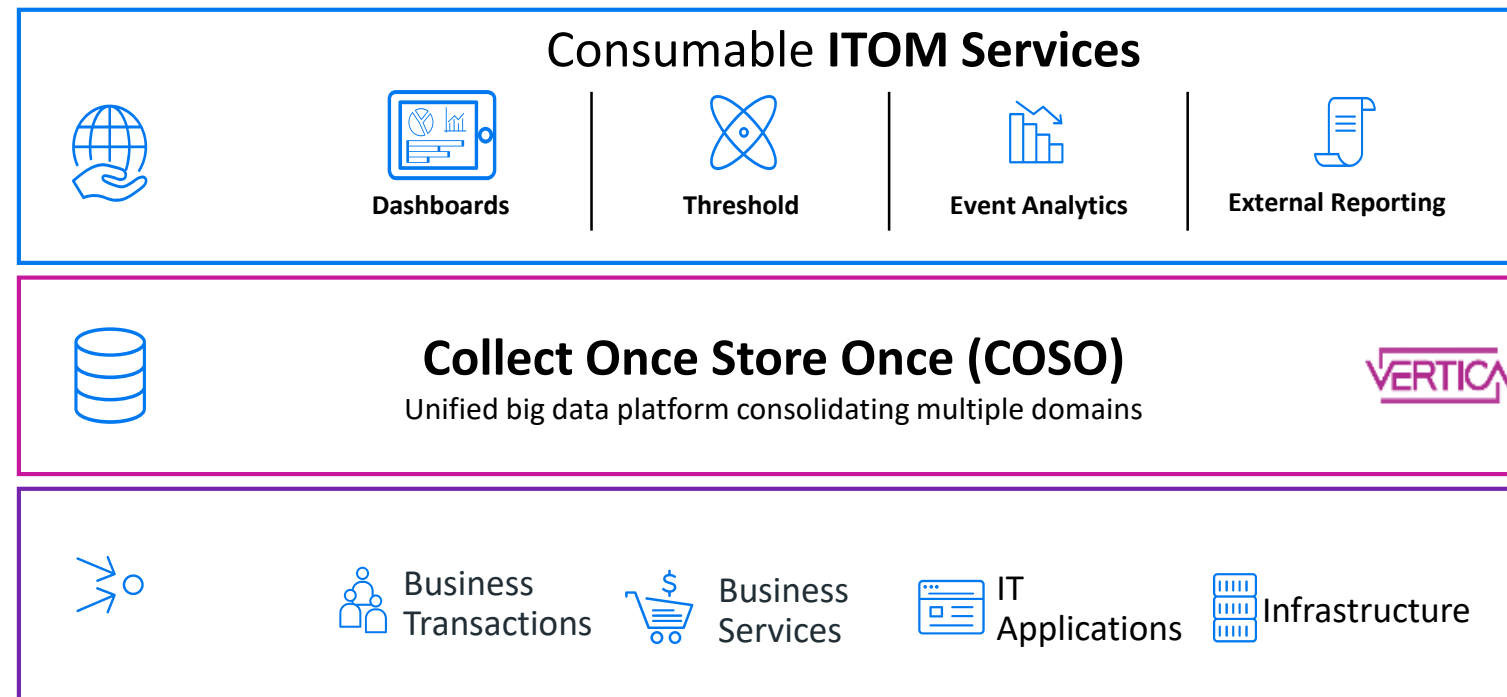
- a. Business Value Dashboard (BVD) in OpsBridge
- b. Microsoft Power BI
- c. Tableau
- d. Qlik
- e. We have developed our own dashboards



APM data in COSO & BVDs

OpsBridge for Application Performance Management

Common services on Collect Once Store Once (COSO) – Vertica based data lake



Utilized across ITOM suites
& single place for external
tool connectivity

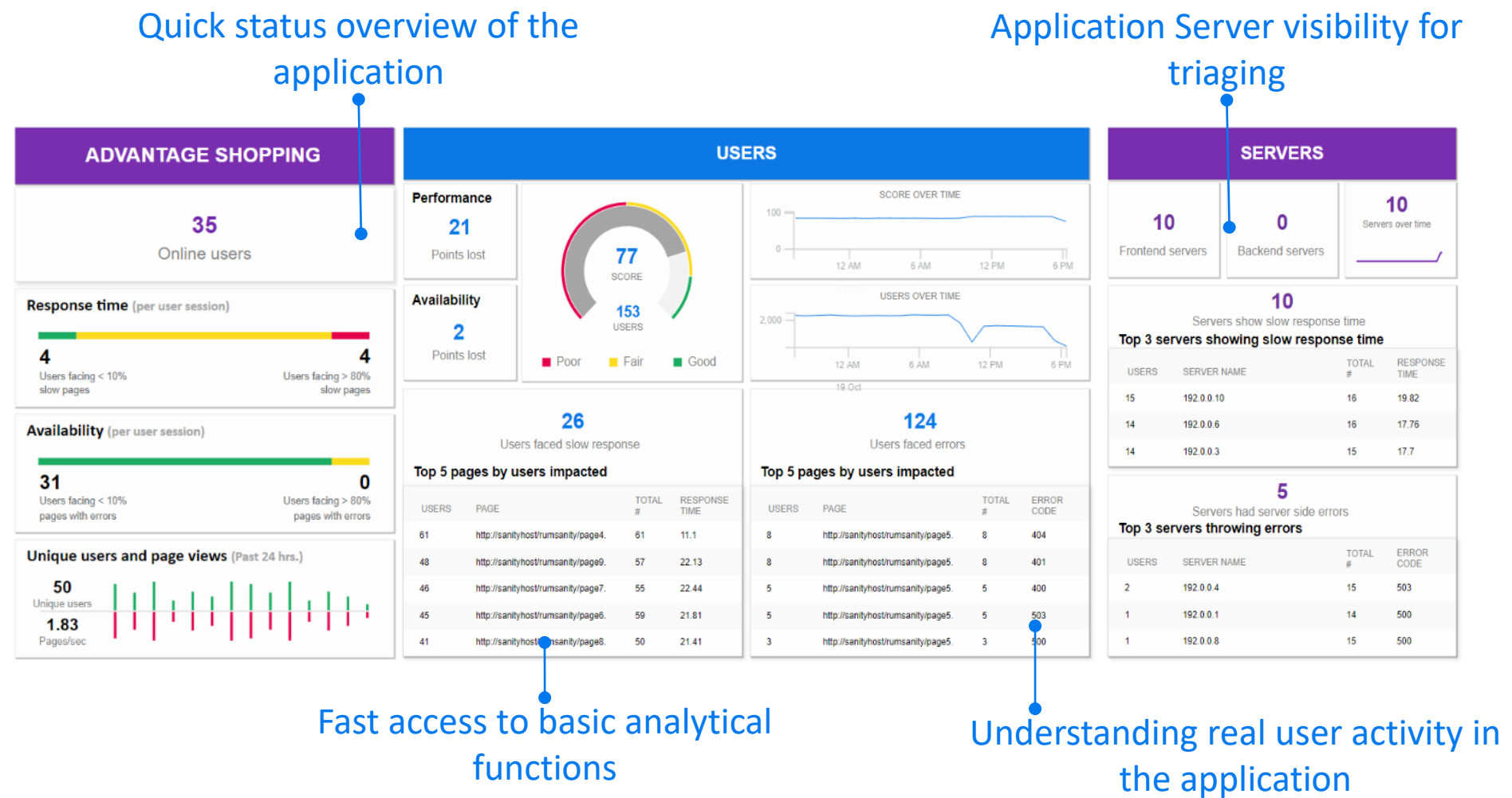
Providing common services
across all the data

Single high performing real time
analytic data backend utilizing
MF Vertica & ITOM CDF

Single real time data¹
collection & streaming

Identify impact of Application Performance

Streaming all data monitoring into Vertica driven AIOps

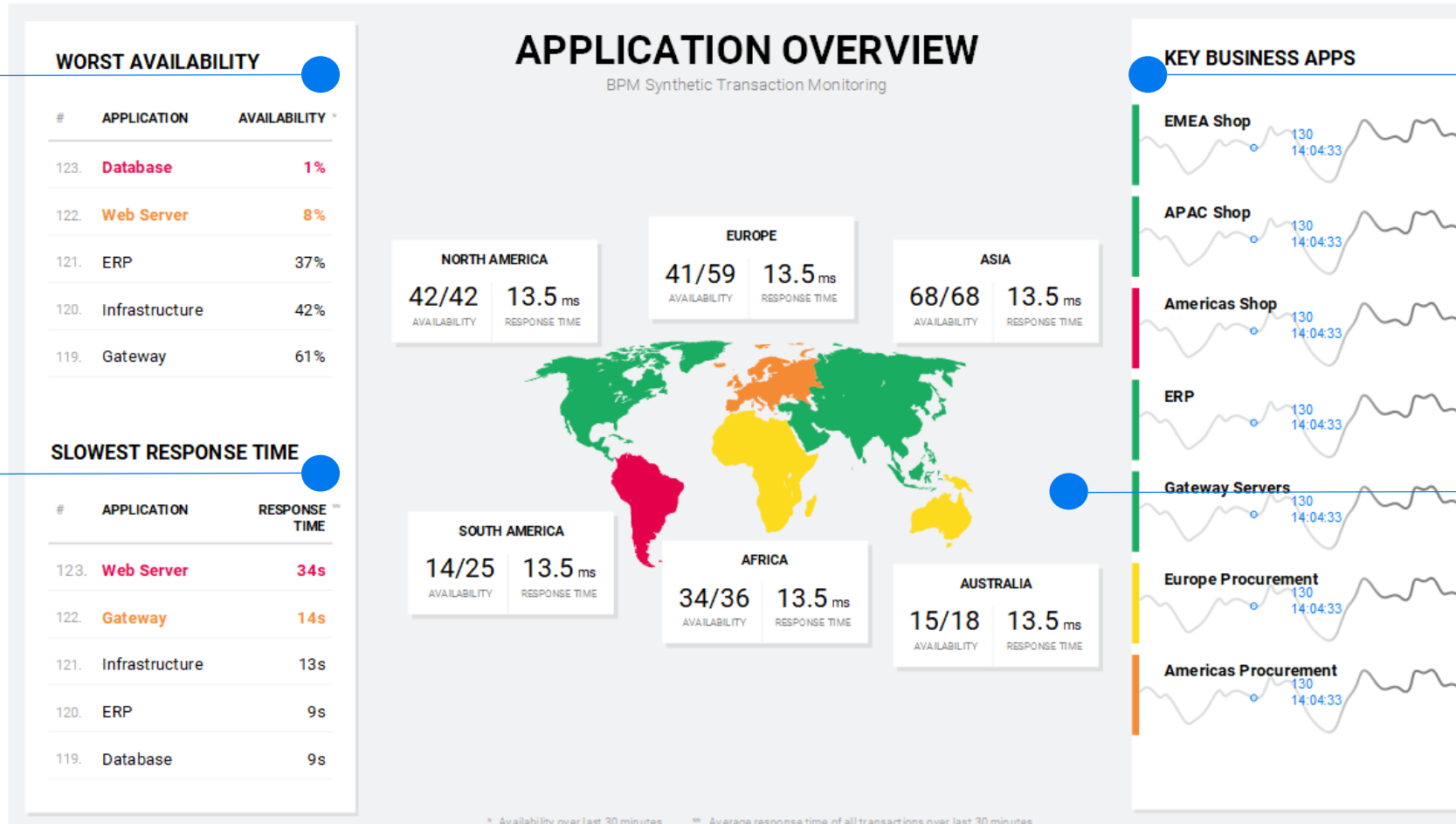


Out-of-the-Box dashboard depicting RUM data for selected application

Application Centric UX on COSO

Identify applications showing worst availability (from BPM or Sitescope)

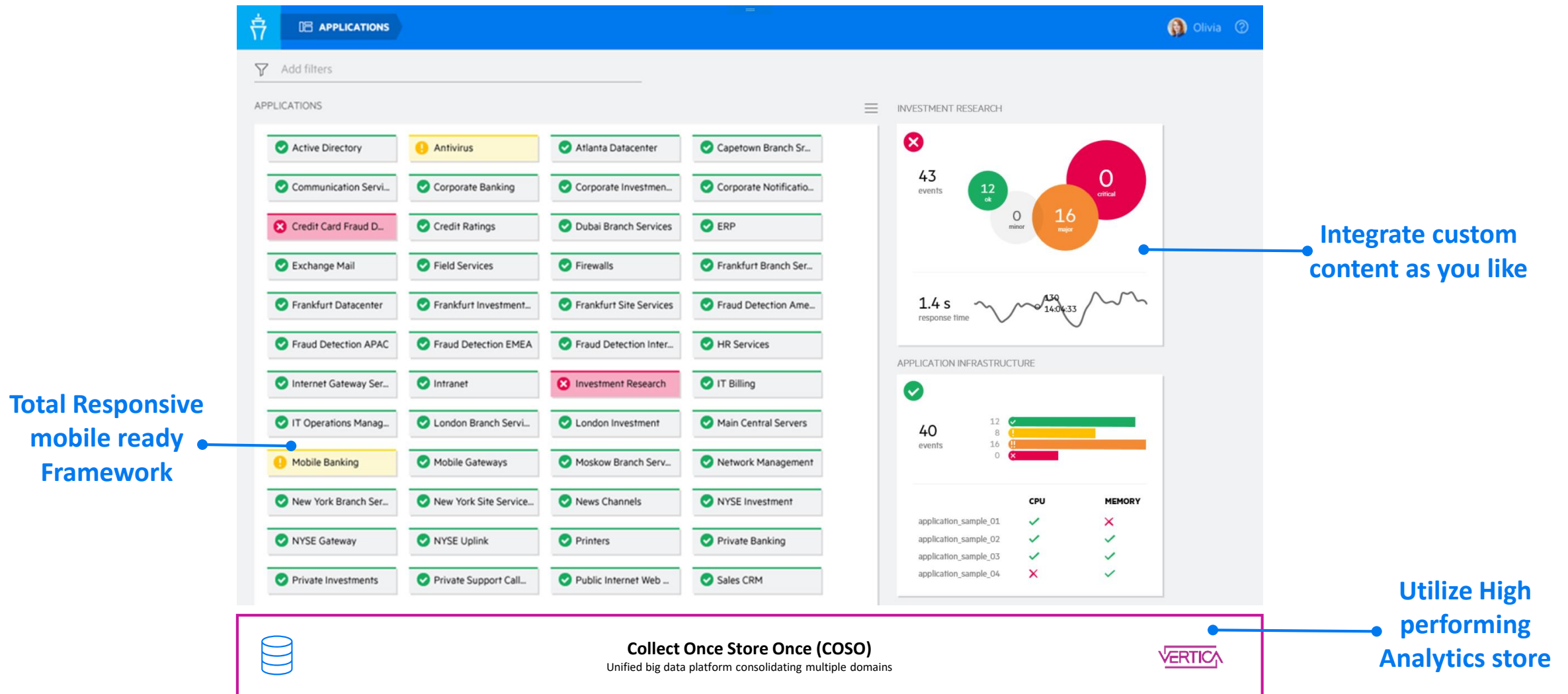
Identify applications showing highest response time



Track performance of key business applications

Reconcile regions with performance issues, cross launch into APM for drill down

Application Centric UX on COSO



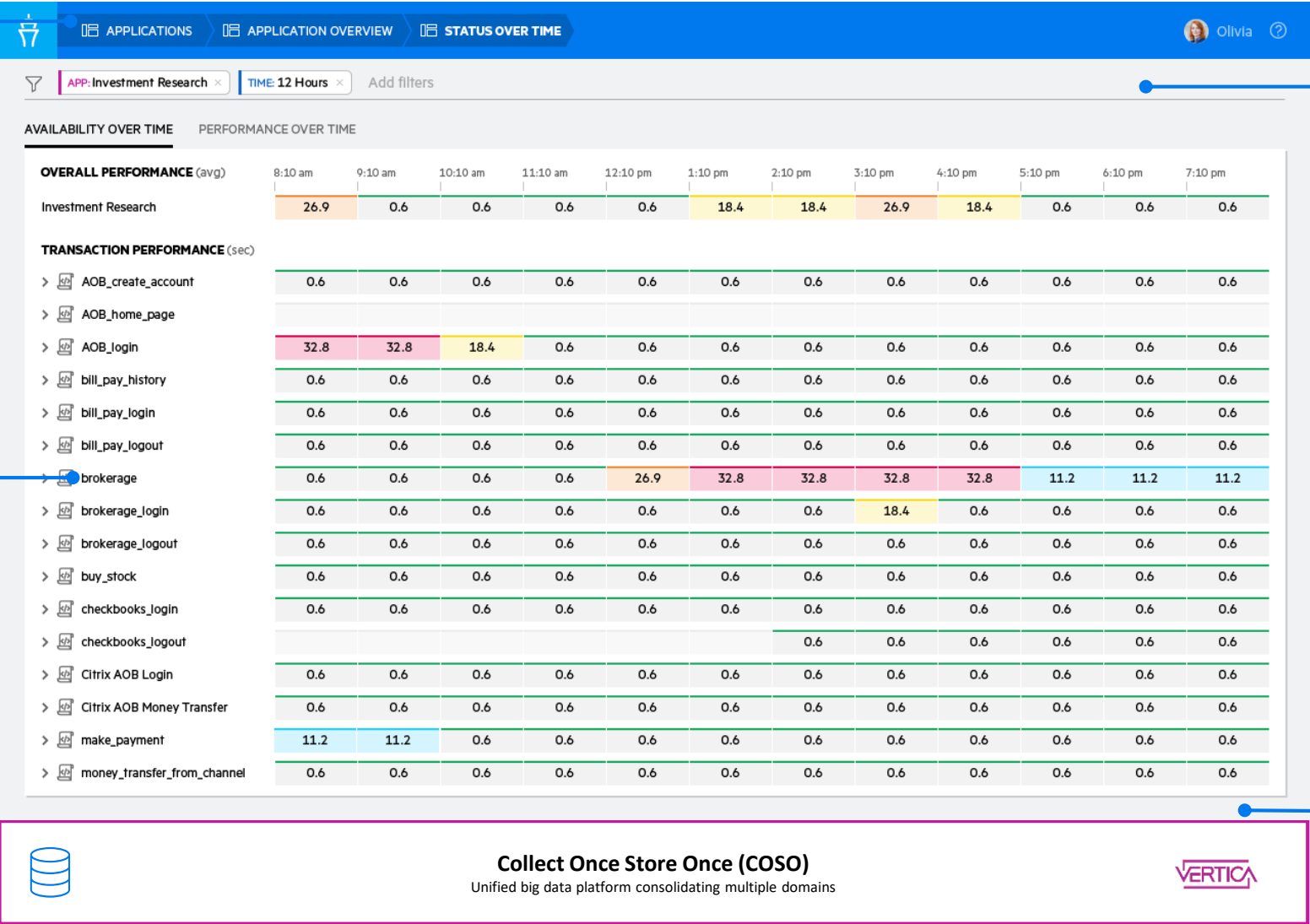
Drill Down to over Time Availability & Performance

First UI implementation of Digital Experience in OpsBridge

Flexible drill
down flows

Flexible Filtering by
Application, Time,

Break down by
location



Utilize High
performing
Analytics store

**MICRO
FOCUS**



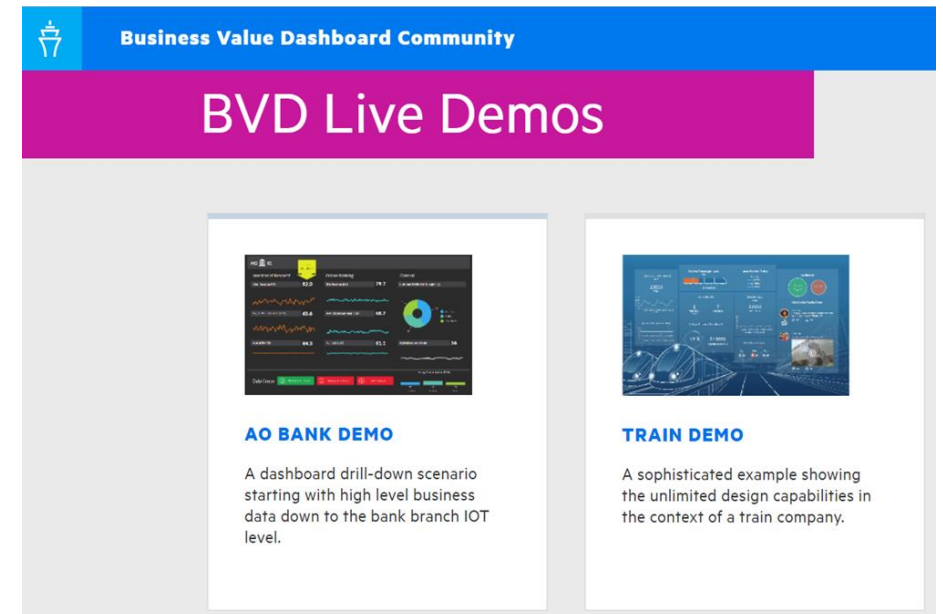
**Example: BVD visualization of RUM
COSO data**



Q&A

ITOM Visualization Information

- Take a tour of the BVD “Color Your Data” Community site
- <https://microfocus.github.io/ColorYourData/>
 - Live Dashboard Demos
 - Community Content
 - Custom Widgets
 - Sample Data Generators
 - Data Push Generators



- BYOBI – White Paper – available to your Micro Focus technical professional (Presales, Partners)

Need inspiration ? Try Our book

140++ Aha's to provoke your thoughts
on ***Next Generation IT Operations***

Forewords by

- Luke Bradley – Vodafone Group
- Toine Jenniskens – Rabobank
- Travis Greene – Micro Focus

Available now online [here](#)



Additional Resources and Learning


EMA AIA Vendor Profile




Gartner Analyst Report



White Papers



eBooks

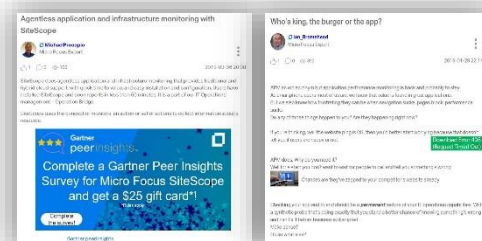


www.microfocus.com/opsbridge

On-Demand



OpsBridge Blog



YouTube Videos



Customer stories





Thank You

Visit us at www.microfocus.com/opsbridge
www.microfocus.com

Upcoming Vivit Events

April 11, 2019

Meeting: User Group Treffen "Testen & Test-Management mit Produkten von Micro Focus in Freiburg

13:00 - 17:00

<https://www.vivit-worldwide.org/events/EventDetails.aspx?id=1213824&group=>

April 24, 2019

Webinar: Critical Lessons Learned While Adopting a DevOps Lifecycle for SecOps using Agile

8:00 - 9:00 AM PDT (Los Angeles), 11:00 AM - 12:00 PM EDT (New York), 17:00 - 18:00 CET (Frankfurt)

<https://www.vivit-worldwide.org/events/EventDetails.aspx?id=1215562&group=>

May 9, 2019

Webinar: Turning a Service Management Support Engineer Effortlessly into a Learning Content Author

7:00 - 8:00 AM PDT (Los Angeles), 10:00 - 11:00 AM EDT (New York), 16:00 - 17:00 CEST (Frankfurt)

<https://www.vivit-worldwide.org/events/EventDetails.aspx?id=1214570&group=>

YOUR INDEPENDENT MICRO FOCUS SOFTWARE USER COMMUNITY



ADM Summit 2019

April 9-11

Loews Chicago O'Hare, Rosemont, IL



Learn about tools and services dedicated to helping you build and deploy innovative apps that meet customer expectations. Ask questions. Develop skills.
Gain strategic insight. Build your network.

YOUR INDEPENDENT MICRO FOCUS SOFTWARE USER COMMUNITY

[Register now!](#)



Thank you

Complete the short survey and opt-in for more information from Micro Focus.

www.microfocus.com/opsbridge

www.vivit-worldwide.org

YOUR INDEPENDENT MICRO FOCUS SOFTWARE USER COMMUNITY





Thank You
vivit-worldwide.org

